



Dear Rising PreK3 Parents,

Summer 2019

Attached is a packet full of fun and enriching summer activities to help keep your child's mind active and challenged. In this packet are worksheets and calendars of engaging activities for you and your child to do together this summer. You can make a game of the summer calendars by letting your child color in the box for each activity that you complete. Alphabet, number and shape worksheets can be cut to use as flashcards and tracing sheets for practicing fine motor skills. Don't feel the need to do everything, just use the suggestions in a way that works for your family. We've also attached below a list of general skills to work on over the summer to begin preparing for PreK3. We hope you have a wonderful summer, and we look forward to meeting you in the fall!

Sincerely,

Your PreK3 Team

Requirements for Entering PreK3

- Bathroom Skills (Self care and wiping)
- Know body parts
- Put On/Take Off Shoes (**Shoes should be Velcro and school appropriate**)
- Speaks in complete sentences/ability to verbally express themselves

Skills we will focus on in PreK3

- Alphabet Identification (uppercase and lowercase)
- Number Identification (1-10)
- Rote count to 10
- Identify Colors (red, blue, green, yellow, orange, pink, white, black, gray, purple, brown)
- Identify Shapes (circle, square, triangle, rectangle, oval, heart, star, diamond)
- Tracing using proper pencil grasp (lines, letters, and name)
- Scissor skills (cutting scrap paper)
- Familiar with rhyming words (Mother Goose Nursery Rhymes)
- Recognize Name (1 uppercase letter, the rest lowercase)
- Putting together simple puzzles
- Fine Motor: opening and closing materials (markers, glue sticks, Play-Doh containers, Elmer's Glue, twist caps, and sandwich bags)
- Continued self-care (putting jacket on and changing clothes independently)



JUNE 2019

Preparing for PreK3

Please read to your child every day! Ask questions. Make predictions. Talk about the pictures.

Put 5 or more items on a table. Take one away and have your child guess the missing item. Do this several times.	Play Simon Says (take turns being Simon).	Make Fruit Loop necklaces on yarn or string (do color patterns). Wear them and eat them.	Look at a photo album together and tell your child stories about the pictures.	Have your child pour (water, rice, beans, etc.) from one container to another.
Mix six or more pairs of shoes in a pile. Ask your child to match the shoes.	Play I Spy. Describe items in the room and ask your child to guess what they are.	Do a family fire drill. Talk about exits and where to meet outside.	Cook or bake together. Then eat and be merry!	Have your child practice buttoning, zipping and snapping his/her clothes.
Cut a few straws into a few different sized pieces. Ask your child to put them in order from the shortest to the longest.	Count the number of steps from the kitchen to your child's bedroom.	Make a special card to send or give someone.	Make placemats. Use them for your next meal.	Do several exercises together. Use all parts of your body.
Spread a small amount of shaving cream on a table or cookie sheet. Have your child draw, write letters, numbers or words.	Make a sensory bag. Put different objects inside. Ask your child to feel each one and guess what they are.	Play school. Take turns being the teacher.	Play Echo. Say a sentence and ask your child to repeat it.	Make lines with a pencil on a piece of paper. Ask your child to trace them with a marker.



JULY 2019

Preparing for PreK3

Please read to your child every day! Ask questions. Make predictions. Talk about the pictures.

Say different numbers and clap, jump, stomp, etc. that many times.	Give your child a bucket of water and paintbrush. Ask him/her to paint the wall or fence outside.	Go on a shape hunt. How many did you find?	Use a muffin tin to sort small items (coins, buttons, etc.). Then count the objects.	Sing songs together. Take turns choosing the songs.
Choose a small toy. Ask your child to put it on, under, between, next to and behind different things.	Give your child an empty box to play with and use his/her imagination. What different things did it become?	Make an obstacle course (inside or outside) for your child to go through. Do it with him/her.	Choose a magazine picture and ask your child to find different things (colors, letters, objects, people, etc.)	Set up and play restaurant together. Use plates, utensils, food, etc. Practice good manners.
Use sidewalk chalk outside. Draw pictures, write letters and numbers.	Make lists together (favorite foods, animals, etc.). How many items are on each list?	Have an indoor/outdoor picnic. Use paper plates and plastic utensils.	Investigate your yard. Look for bugs, flowers, different leaves, etc.	Pretend to be different animals (farm, zoo, pets).
Make a clubhouse with a table and blanket. Sit inside together and read a book.	Ask your child to help set the table for dinner.	Play Follow the Leader. Take turns being the leader.	Make two groups of pennies (or any small item). Ask which group has the most or least.	Work puzzles together.
Do a sink or float experiment with a container of water and several small objects.	Go on a color hunt. How many colors did you find?	Make paper bag puppets and put on a show.	Use paper plates to make masks.	Go on a nature walk. Pay attention to different sounds, smells & sights.

A

B

C

D

E

F

G

H

I

J

K

L



M

N

O

P

Q

R

S

T



U

V

W

X



Y

Z



a

b

c

d



e

f

g

h

i

j

k

l



m

n

o

p

g

r

s

+

u

v

w

x

y

z



1

<http://worksheetplace.com>

2

<http://worksheetplace.com>

3

<http://worksheetplace.com>

4

<http://worksheetplace.com>

5

<http://worksheetplace.com>

6


<http://worksheetplace.com>

7


<http://worksheetplace.com>

8


<http://worksheetplace.com>

A large, bold, black outline of the number 9, centered within a square frame.

<http://worksheetplace.com>


A large, bold, black outline of the number 10, centered within a square frame.

<http://worksheetplace.com>


A large, bold, black outline of the number 0, centered within a square frame.

<http://worksheetplace.com>


<http://worksheetplace.com>




square



rectangle

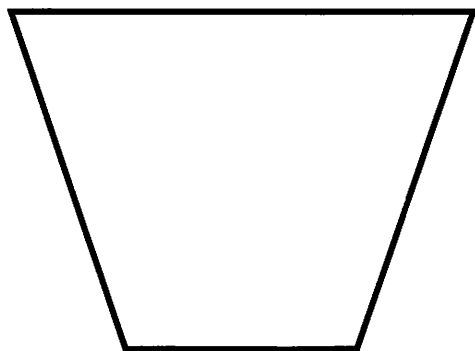


circle

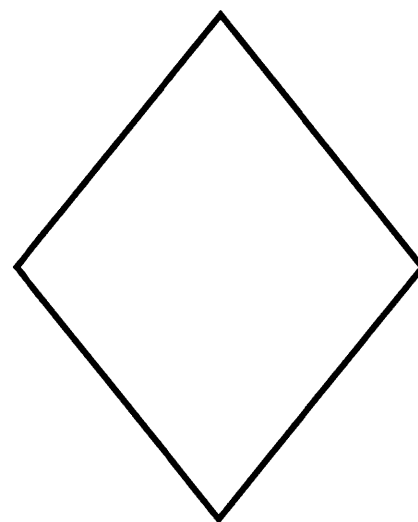


oval

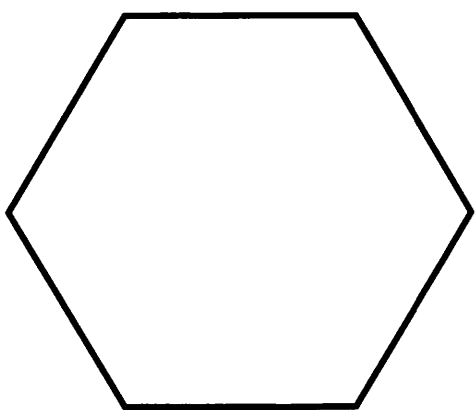




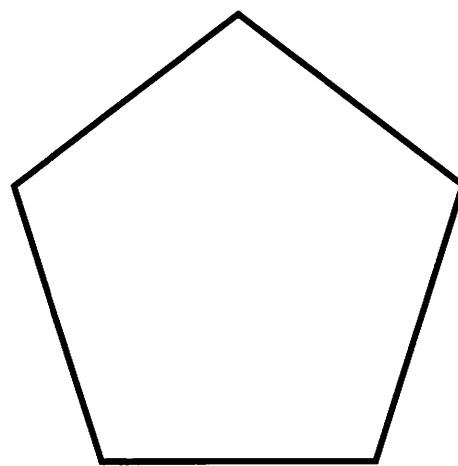
trapeze



diamond

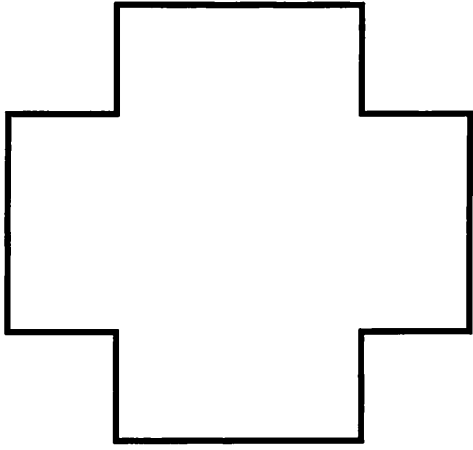


hexagon

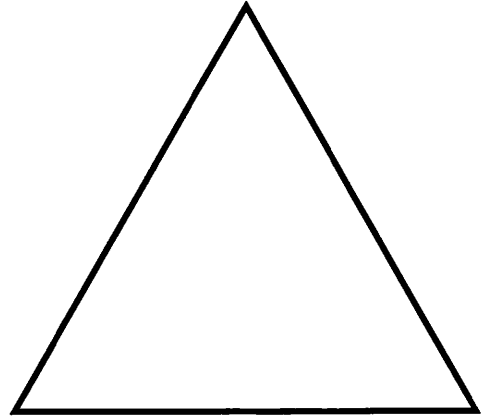


pentagon







cross



triangle



star



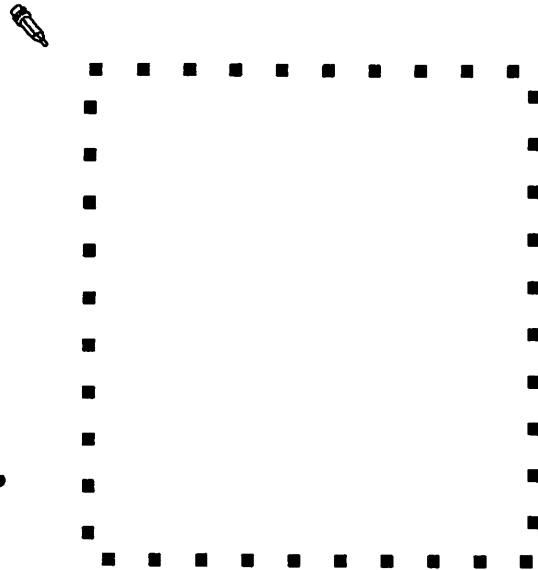
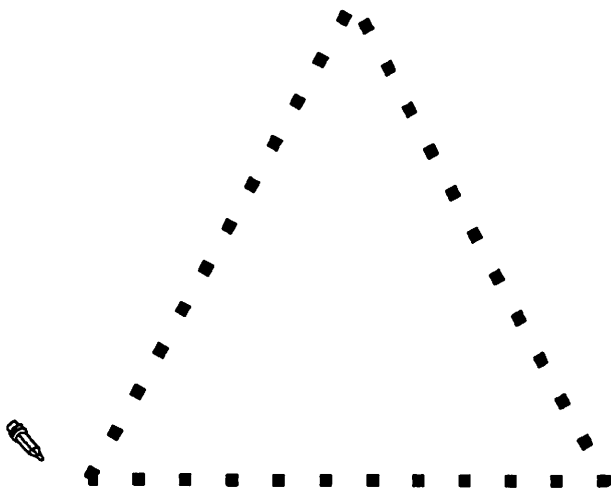


heart



Name _____


Tracing Shapes - Large

Follow the lines with your pencil



Shapes!

Practice tracing the shapes. Then color them all in.



Name _____

Tracing Lines






Follow the lines with your pencil



Name _____

Tracing Waves



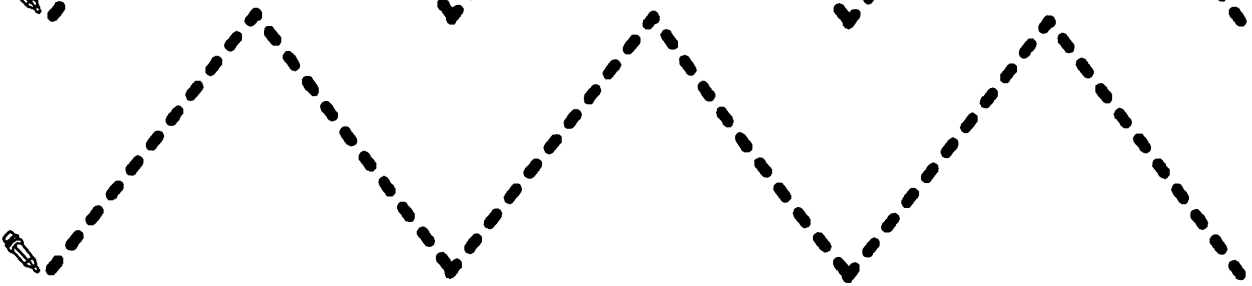
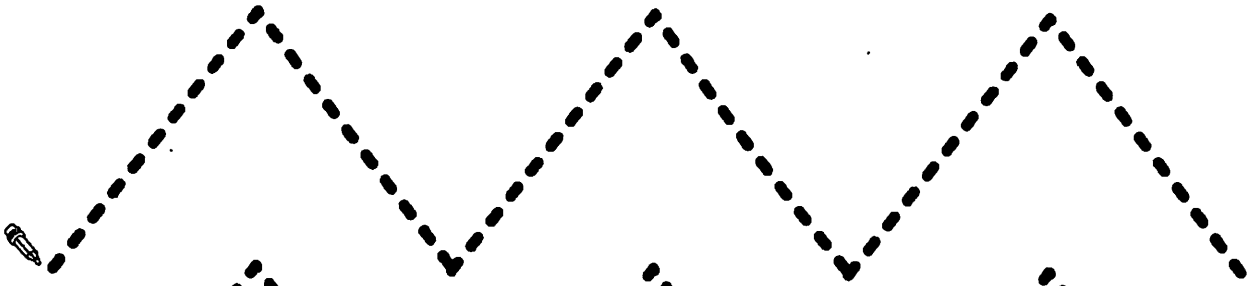
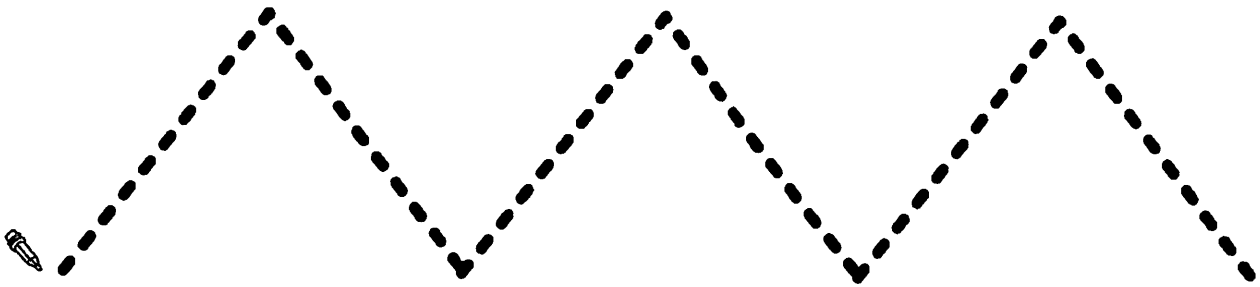
Follow the lines with your pencil



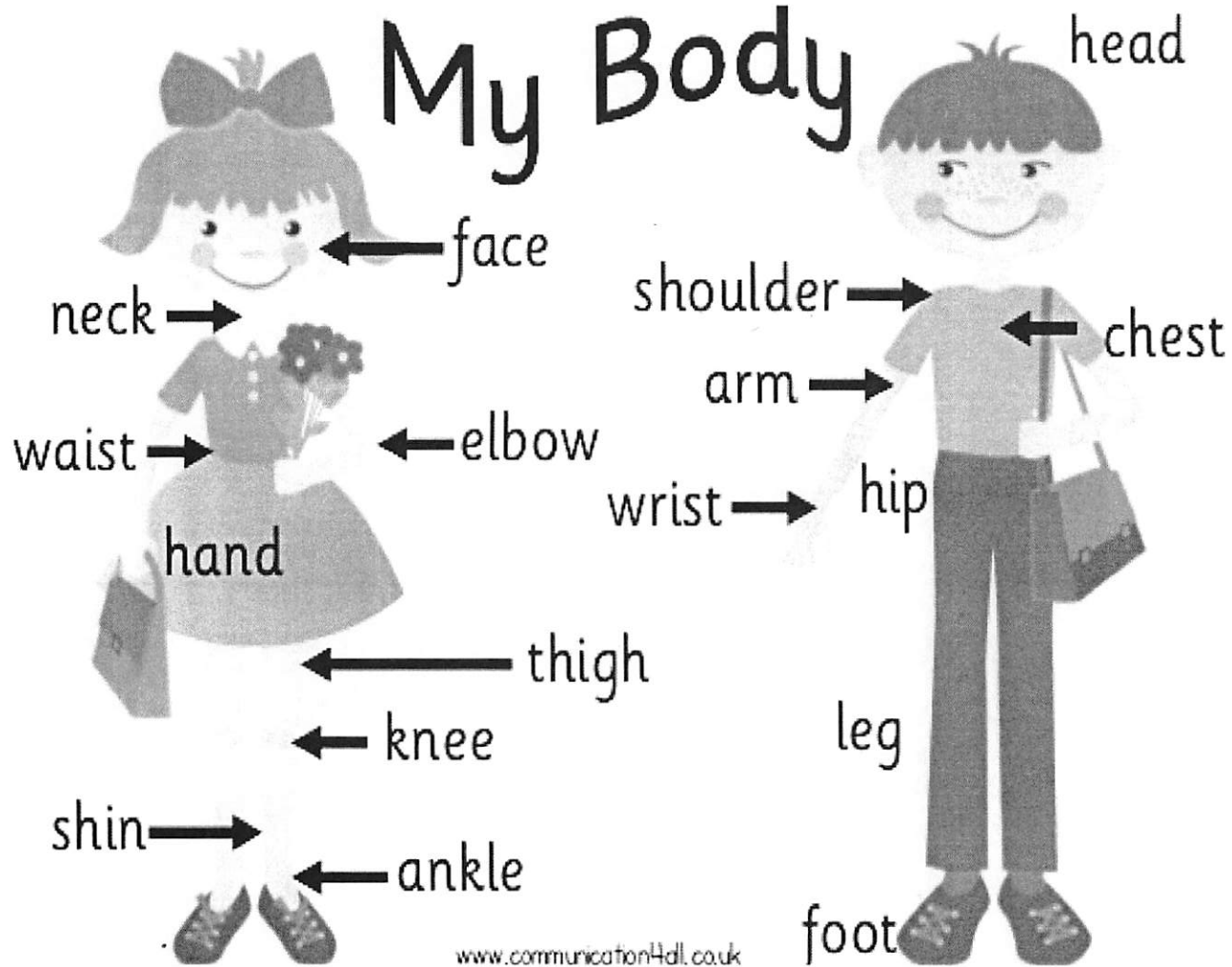
Name _____

Tracing Zigzags

Follow the lines with your pencil



My Body



Spanish-English Colors coloring Book



Color the crayon the
correct color